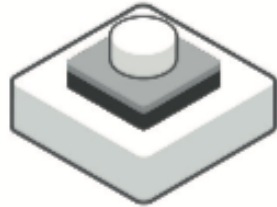


## Question S1.1 – Lights Up



Button\_A

RGB\_LED\_1

RGB\_LED\_2

Press the **Button\_A** once ONLY to do the following :

- **RGB\_LED\_1** lights up in Yellow
- followed by **RGB\_LED\_2** lighting up in Purple, 3 seconds later

按下 **按鈕** 一次，並做出下列動作：

- **第一個RGB燈**亮黃色
- 三秒鐘後**第二個RGB燈**亮紫色

## Question S1.2 – Lights ON



Button

RGB LED

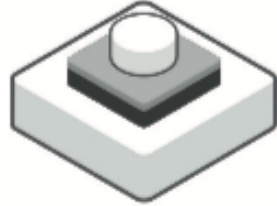
**RGB\_LED** will switch ON when these conditions are met :

- **Button** is pressed 5 times and
- after **Button** is pressed at least 6 times
- **RGB\_LED** will switch OFF when Button is pressed 8 times

當下列條件滿足時，**RGB燈**開啟：

- 按下**按鈕**五次，以及
- 在**按鈕**按下至少六次
- 當**按鈕**按下八次時，RGB燈將關閉

## Question S1.3 – Blink Blink



Button\_A

RGB\_LED\_1

RGB\_LED\_2

Press the **Button\_A** once only to create a blinking **RGB\_LED**

- **RGB\_LED\_1** is Purple
- **RGB\_LED\_2** is Yellow
- the interval between each blink is 1 second
- **RGB\_LED\_1** and **RGB\_LED\_2** may not light up at the same time

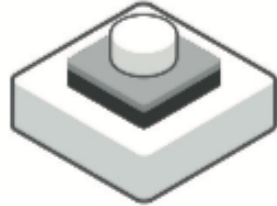
按下**按鈕**一次並產生閃爍的**RGB燈**

- **第一個RGB燈**是紫色
- **第二個RGB燈**是黃色
- 每一次閃爍的間隔是一秒鐘
- **第一個RGB燈**和**第二個RGB燈**不能同時亮同時滅

## Question S1.4 – Cycles and Sequences



Button\_A



RGB\_LED\_1



RGB\_LED\_2



Press **Button\_A** once to activate these **RGB\_LED** colour cycles :

- **RGB\_LED\_1** changes colour every 1 second : GREEN, BLUE
- **RGB\_LED\_2** changes colour every 1 second : RED, YELLOW
- let this sequence repeat indefinitely

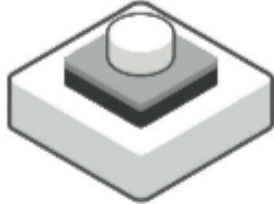
按下按鈕一次來開啟下列**RGB燈**的顏色循環：

- **第一個RGB燈**每秒改變一次顏色：綠和藍
- **第二個RGB燈**每秒改變一次顏色：紅和黃
- 讓此順序無限循環

## Question S1.5 – Cycles and Sequences



Button\_A



RGB\_LED\_1



RGB\_LED\_2



Press **Button\_A** once to activate these **RGB\_LED** colour cycles :

- **RGB\_LED\_1** changes colour every 1 second : GREEN, BLUE
- **RGB\_LED\_2** changes colour every 1 second : RED, YELLOW
- let this sequence repeat indefinitely
- Press button once more to switch OFF all **RGB\_LED**

按下按鈕一次來開啟下列**RGB燈**的顏色循環：

- **第一個RGB燈**每秒改變一次顏色：綠和藍
- **第二個RGB燈**每秒改變一次顏色：紅和黃
- 讓此順序無限循環
- 再一次按下按鈕來關閉所有**RGB燈**